



Install the tutorial of(Colorful Vulcan Aurora RGB


INSTALL TUTORIAL (DEMONSTRATION)



1.Remove the red position screws in the picture



2.Remove the red position screws in the picture




3.Clean and re-apply thermal grease




As shown in the picture, this is the factory default copper column installation of the graphics card water block


4.Installation Example of Copper Column



This installation diagram is suitable for 2070, 2080 graphics card installation



This installation diagram is suitable for 2080T graphics card installation



5. Stick the corresponding specifications of thermal grease in the corresponding position, paying attention to the cutting size